

# Creating Interactive Lessons

...

enhancing e-learning in the classroom

## Creating Interactive Lessons 9:30 to 12:30 pm

**PURPOSE:** We are learning how to integrate current information technology into our classroom teaching, and how we can enhance student learning in the 21<sup>st</sup> century.



Learning about what you don't know.

**Option #1: Emerging** (I do)

**Option #2: Developing** (We do)

**Option #3: Advancing** (We do)

**Option #1: Emerging** (I do)

**s a m r**

ENHANCEMENT      TRANSFORMATION

**SUBSTITUTION   AUGMENTATION   MODIFICATION   REDEFINITION**

**Augmentation** is when you use technology as a direct tool replacement however it has new functions.

**Modification** is when you use technology to allow for task redesign.

**Redefinition** allows for the creation of new tasks and responses to the learning not previously feasible without the use of technology.

Substitution is when you replace what is already used within the classroom with technology that offers the exact same function.

The benefits of teaching and learning are enhanced as you move across the model

CREATED BY ghmh\_schulz



Mind maps to help students think visually.

**Word Families with Popplet**

**The Task**  
Introducing word families (e.g., the "at" family would contain words like fat, mat, cat, sat, etc.) is an efficient way to teach younger students the predictable spelling patterns in words. Once they understand these patterns, learners can easily decode words.

**The Student's Learning Intentions**

- "I recognize, read, and write word families."
- "I use letter patterns to create new words."
- "I read words that have similar patterns with fluency."

**The How**

- Open Popplet.
- Tap the screen to create a popple.
- Along the bottom of the popple, add text.
- Type the word \_\_\_\_\_.
- Add a picture that is part of the word family (tap the picture icon) if you wish.
- Tap one of the grey circles with white circles inside of it to add another popple.
- Type a word that rhymes with \_\_\_\_\_.
- Continue adding words that rhyme with your chosen word family.
- Once you are finished, tap "Export" to save your popplet to the Camera Roll.

**The Task**  
Introducing word families (e.g., the "at" family would contain words like: fat, mat, cat, sat, etc.) is an efficient way to teach younger students the predictable spelling patterns in words. Once they understand these patterns, learners can easily decode words.

**English**

```

    graph TD
      Cat[Cat] --- Mat[Mat]
      Cat --- Chat[Chat]
      Cat --- Fat[Fat]
      Cat --- Bat[Bat]
      Cat --- Flat[Flat]
      Cat --- Sat[Sat]
      Cat --- Pat[Pat]
  
```

**Maths**

253

311

200+50+3= 253

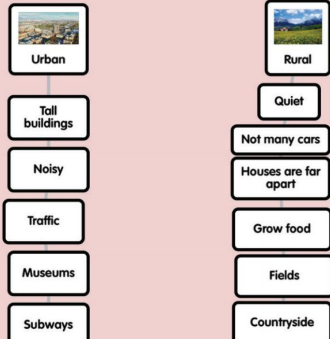

300+10+1=311

Less than

# General Studies



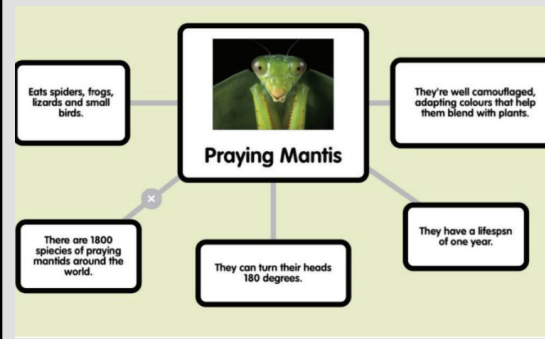

Popplet



# General Studies



Popplet



# s a m r

ENHANCEMENT      TRANSFORMATION

SUBSTITUTION    AUGMENTATION    MODIFICATION    REDEFINITION

Augmentation is when you use technology as a direct tool replacement however it has improved function.

Modification is when you use technology to allow for task redesign.

Substitution is when you replace what is already used within the classroom with technology that offers the exact same function.


Redefinition allows for the creation of new tasks and responses to the learning not previously feasible without the use of technology.

Create collages using photos, fun stickers and text.


The benefits of teaching and learning are enhanced as you move across the model

CREATED BY @Misa\_Samir

# English




# Maths



Pic Collage

# General Studies



Pic Collage

## s a m r

**Draw and Tell**

**ENHANCEMENT**      **TRANSFORMATION**

**SUBSTITUTION**    **AUGMENTATION**    **MODIFICATION**    **REDEFINITION**

Augmentation is when you use technology as a direct tool replacement however it has improved function.

Modification is when you use technology to allow for task redesign.

Substitution is when you replace what is already used within the classroom with technology that offers the exact same function.

Draw or color, then talk about your drawing. You can then share your story.

The benefits of teaching and learning are enhanced as you move across the model

CREATED BY @Miss\_Samuel

# Option #2: Developing (We do)



Game-based learning platform that makes it fun to learn with more teacher control.

**Option #3: Advancing** (We do)



An interactive classroom tool for teachers to engage students with interactive lessons.

**Option #1: Emerging**   

**Option #2: Developing** 

**Option #3: Advancing** 



Learning about what you don't know.

**Option #1: Emerging** (You do)

**Option #2: Developing** (We do/You do)

**Option #3: Advancing** (We do/You do)

**Option #1: Emerging**



**Take some time to try out new apps that relate to your teaching.**

**Option #2: Developing**



**Make a quiz for your class related to your teaching.**

**Option #3: Advancing**



**Develop activities that help further your current teaching strategies.**